


Construction:

MPT Capacitors are wound with Metallized polyester film as dielectric and copper clad steel wire and epoxy coating.

Features:

- Self healing properties
- Non - inductive construction
- High Moisture resistance & good solderability
- Small Size



Application:

- Suitable for blocking, coupling, de-coupling, filtering and other general-purpose applications
- Widely used in filter and low pulse circuits

Specification:

Reference Standard	IEC 60384-2
Operating Temperature	-40°C to + 85°C
Capacitance Range	0.01uF to 10uF
Capacitance Tolerance	±5% (J), ±10% (K), ±20% (M)
DC Rated Voltage Vr	100V, 250V, 400V, 630V
Dissipation Factor	0.5% max at 1Khz, 20°C
Dielectric Strength	1.60 x Vr for 2 sec
Insulation Resistance at 100V and 25°C	30,000 MΩ for C ≤ 0.33uF 10,000 sec for C ≥ 0.33 uF
Marking	El-Ci-Ar Logo, MPT, Capacitance, Tolerance, Rated Voltage, Batch

Test Method & Performance

Endurance

Test Conditions

Temperature : + 85°C

Test Duration: 2000 hours

Voltage Applied: 1.25 x Vr

Performance

Capacitance Change: ±3%

Δ DF: 0.3% max

IR: ≥ 50% of Initial Limit

Resistance to Soldering heat

Test Conditions

Solder Bath Temperature: + 260°C

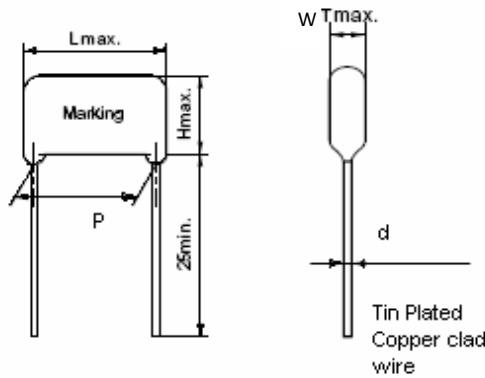
Dipping Time: 10 sec max

Performance

Capacitance Change: ±1%

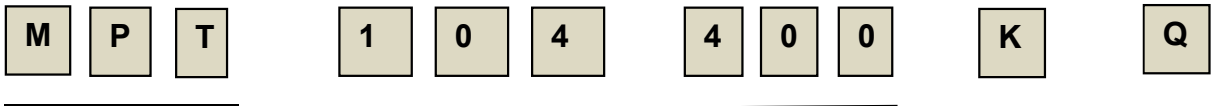
Δ DF: 0.3% max

IR: ≥ Initial Limit



Pitch (mm)	dØ (mm)
7.5	0.6
10	0.6
15	0.8
22.5	0.8
27.5	0.8

Part No. Information



Product Code

MPT

Capacitance

102 = 0.001µF
103 = 0.01µF
104 = 0.1µF
105 = 1.0µF
106 = 10µF

Rated Voltage

100VDC
250VDC
400VDC
630VDC

Tolerance

J = ±5%
K = ±10%
M = ±20%

Pitch

P = 10
Q = 15
R = 22.5
S = 27.5

Value µF	Code	100V				250V				400V				630V			
		W	H	L	P	W	H	L	P	W	H	L	P	W	H	L	P
0.01	103									4	9	11	10	4	9	12	10
0.015	153									4	9	11	10	4	9	12	10
0.022	223									4.5	9.5	11	10	5	10	12	10
0.033	333									4.5	10	11	10	5	11	12	10
0.047	473									5	10	11	10	6	12	17	15
0.068	683									4	13.5	11	10	6.5	13	17	15
0.10	104	4.5	8	9	7.5	4.5	8.5	9	7.5	5.5	10	17	15	7	13	25	22.5
0.15	154	5	11	11	10	6	12	11	10	7.5	14	17	15	7	13	25	22.5
0.22	224	7	12	11	10	6	12	17	15	6.5	11.5	17	15	8.5	14	25	22.5
0.33	334	6	12	17	15	6	12	17	15	7	14	17	15	10	21	29	27.5
0.47	474	7	13	17	15	7	13	17	15	9.5	15	17	15	13	23	29	27.5
0.68	684	7	13	17	15	9	14	17	15	8	17	25	22.5				
1.0	105	9	16.5	17	15	7	16	25	22.5	11.5	21	29	27.5				
1.5	155	9.5	17	17	15	9	17	29	27.5	14	24	29	27.5				
2.2	225	12	19	17	15	9	17	29	27.5	15.5	27	29	27.5				
3.3	335	7.5	16	25	22.5	12	21	29	27.5								
4.7	475	8.5	18	25	22.5	14	24	29	27.5								
6.8	685	10	19	25	22.5												
10.0	106	14	24	29	27.5												

All dimensions are in mm

Other values and sizes are available on request

MPT bulletin 1 / rev.0

Design and specifications are subject to change without notice

Hitech Electrocomponents Pvt Ltd

Works - Plot No 2G, Block No 89, Tarihal Industrial Area, Hubli 580026

Office - 1st Floor Mistry Mansion, 107 M.G. Road, Fort, Mumbai 400001

Tel: (022) 66307244 /45, 40029962/63

Fax : (022) 40025469

www.elciar.in sales@elciar.in